

PROJECT	_____
TYPE	_____
SPECIFIER	_____
QUANTITY	_____
DATE	_____

## SIGN EVO SUSPENSION

### A3001099-HE-

base number      Color Temperature      Finishes (Diamond)      Finishes (Triangle)      Diffuser Options      Cable Length

- To build a product code in our configurator select the specify button on the base model # product page
- To build a manual product code on this datasheet choose from the options listed below in blue font and add the suffix to the base model #

#### GENERAL

Series: Sign EVO  
 Partner: Prolicht  
 Division: Architectural  
 Installation: Suspension  
 Product Type: Pendant  
 Mounting Location: Ceiling  
 Light Distribution: Direct

#### PHYSICAL

Shape: Round  
 Diameter (mm): 395  
 Diameter (in): 15 1/2  
 Height (mm): 82  
 Height (in): 3 1/4  
 Weight (kg): 4.2  
 Diffuser: [PMMA - Opal](#) / [Microprism](#) / [Clear Microprism](#)  
 Fixture Finish: [SSR / BKV / CWI / CRY / HAB / UFT / ITA / RUA / FTG / MYG / LOD / PUS / FRO / FUP / KIA / POP / BLS / SPG / MEY / GOH / CHC / COM / ABZ / JAG / OBR / MOS / ROR](#)  
 Fixture Material: [PMMA](#) / [Extruded Aluminum](#) / [Steel](#)  
 Cable Details: [2000mm](#) or [6000mm](#) [Transparent Cable](#)

#### ELECTRICAL

Lamp Type: LED (Zhaga Standard)  
 Input Wattage (W): 10.3  
 Total Output Wattage (W): 9.1  
 Dimming: Non-Dimmable  
 Driver Included: Yes  
 Driver Location: Integrated  
 Driver Type: Constant Current - Universal  
 Driver Class: Class 2  
 Input Voltage (V): 120  
 Constant Current (MA): 700mA

#### LED

[Color Temperature \(°K\): 2700 / 3000 / 3500 / 4000](#)  
 Max. Delivered Lumen (lm): Max 1616  
 Nominal Lumen (lm): Max 1868  
 CRI: >90 CRI  
 Lamp Life (hrs): 50000

#### OPTICAL

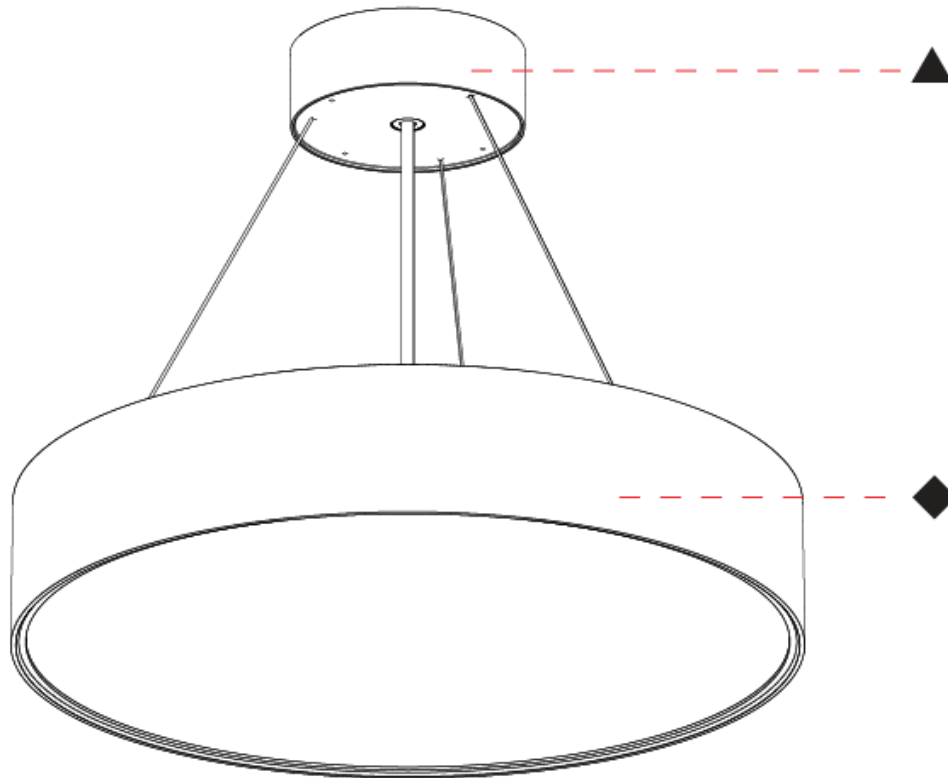
#### RATINGS AND CERTIFICATIONS

Certified By: Certified for North American Standards  
 IP rating: IP40  
 Glare Rating: ≤ 19



A3001099-HE-

PROJECT	_____
TYPE	_____
SPECIFIER	_____
QUANTITY	_____
DATE	_____



A

## SIGN EVO SUSPENSION

### A3001100-HE-

base number      Color Temperature      Finishes (Diamond)      Finishes (Triangle)      Diffuser Options      Cable Length

- To build a product code in our configurator select the specify button on the base model # product page
- To build a manual product code on this datasheet choose from the options listed below in blue font and add the suffix to the base model #

#### GENERAL

Series: Sign EVO  
 Partner: Prolicht  
 Division: Architectural  
 Installation: Suspension  
 Product Type: Pendant  
 Mounting Location: Ceiling  
 Light Distribution: Direct

#### PHYSICAL

Shape: Round  
 Diameter (mm): 570  
 Diameter (in): 22 7/16  
 Height (mm): 82  
 Height (in): 3 1/4  
 Weight (kg): 6.5  
 Diffuser: [PMMA - Opal](#) / [Microprism](#) / [Clear Microprism](#)  
 Fixture Finish: [SSR / BKV / CWI / CRY / HAB / UFT / ITA / RUA / FTG / MYG / LOD / PUS / FRO / FUP / KIA / POP / BLS / SPG / MEY / GOH / CHC / COM / ABZ / JAG / OBR / MOS / ROR](#)  
 Fixture Material: [PMMA](#) / [Extruded Aluminum](#) / [Steel](#)  
 Cable Details: [2000mm](#) or [6000mm](#) [Transparent Cable](#)

#### ELECTRICAL

Lamp Type: LED (Zhaga Standard)  
 Input Wattage (W): 20.6  
 Total Output Wattage (W): 19.1  
 Dimming: Non-Dimmable  
 Driver Included: Yes  
 Driver Location: Integrated  
 Driver Type: Constant Current - Universal  
 Driver Class: Class 2  
 Input Voltage (V): 120

#### LED

Color Temperature (°K): [2700](#) / [3000](#) / [3500](#) / [4000](#)  
 Max. Delivered Lumen (lm): Max 3302  
 Nominal Lumen (lm): Mxa 3763  
 CRI: >90 CRI  
 Lamp Life (hrs): 50000

#### OPTICAL

#### RATINGS AND CERTIFICATIONS

Certified By: Certified for North American Standards  
 IP rating: IP40  
 Glare Rating: ≤ 19

PROJECT
TYPE
SPECIFIER
QUANTITY
DATE



## SIGN EVO SUSPENSION

A3001100-HE-

PROJECT	_____
TYPE	_____
SPECIFIER	_____
QUANTITY	_____
DATE	_____



## SIGN EVO SUSPENSION

### A3001101-HE-

base number      Color Temperature      Finishes (Diamond)      Finishes (Triangle)      Diffuser Options      Cable Length

- To build a product code in our configurator select the specify button on the base model # product page
- To build a manual product code on this datasheet choose from the options listed below in blue font and add the suffix to the base model #

#### GENERAL

Series: Sign EVO  
 Partner: Prolicht  
 Division: Architectural  
 Installation: Suspension  
 Product Type: Pendant  
 Mounting Location: Ceiling  
 Light Distribution: Direct

#### PHYSICAL

Shape: Round  
 Diameter (mm): 850  
 Diameter (in): 33 7/16  
 Height (mm): 82  
 Height (in): 3 3/4  
 Weight (kg): 8.8  
 Diffuser: [PMMA - Opal / Microprism / Clear Microprism](#)  
 Fixture Finish: [SSR / BKV / CWI / CRY / HAB / UFT / ITA / RUA / FTG / MYG / LOD / PUS / FRO / FUP / KIA / POP / BLS / SPG / MEY / GOH / CHC / COM / ABZ / JAG / OBR / MOS / ROR](#)  
 Fixture Material: [PMMA / Extruded Aluminum / Steel](#)  
 Cable Details: [2000mm or 6000mm Transparent Cable](#)

#### ELECTRICAL

Lamp Type: LED (Zhaga Standard)  
 Input Wattage (W): 47.2  
 Total Output Wattage (W): 42.7  
 Dimming: Non-Dimmable  
 Driver Included: Yes  
 Driver Location: Integrated  
 Driver Type: Constant Current - Universal  
 Driver Class: Class 2  
 Input Voltage (V): 120  
 Constant Current (MA): 700mA

#### LED

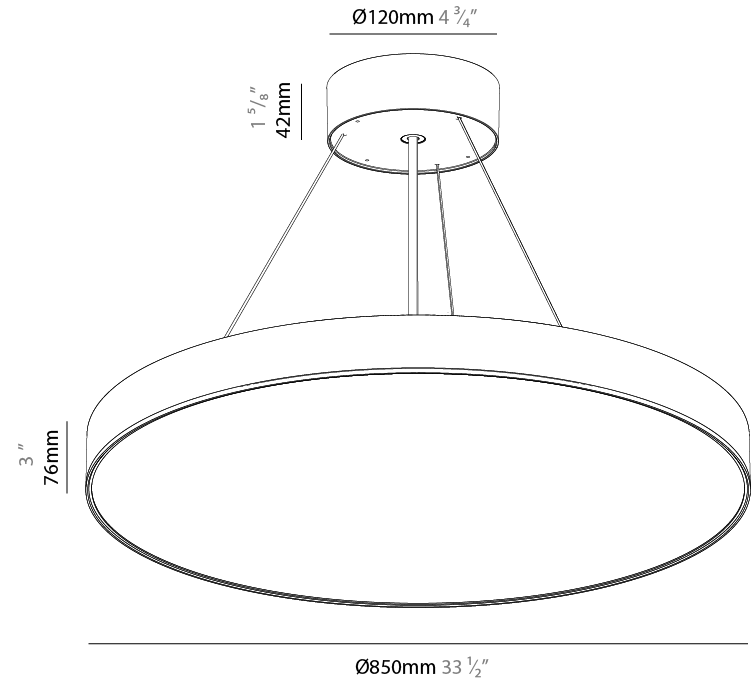
Color Temperature (°K): [2700 / 3000 / 3500 / 4000](#)  
 Max. Delivered Lumen (lm): Max 7842  
 Nominal Lumen (lm): Max 8712  
 CRI: >90 CRI  
 Lamp Life (hrs): 50000

#### OPTICAL

#### RATINGS AND CERTIFICATIONS

Certified By: Certified for North American Standards  
 IP rating: IP40  
 Glare Rating: ≤ 19

PROJECT
TYPE
SPECIFIER
QUANTITY
DATE



## SIGN EVO SUSPENSION

A3001101-HE-

PROJECT	_____
TYPE	_____
SPECIFIER	_____
QUANTITY	_____
DATE	_____



A

PROJECT	_____
TYPE	_____
SPECIFIER	_____
QUANTITY	_____
DATE	_____

## SIGN EVO SUSPENSION

### A3001102-HE-

base number	Color Temperature	Finishes (Diamond)	Finishes (Triangle)	Diffuser Options	Cable Length
-------------	----------------------	-----------------------	------------------------	---------------------	-----------------

- To build a product code in our configurator select the specify button on the base model # product page
- To build a manual product code on this datasheet choose from the options listed below in blue font and add the suffix to the base model #

#### GENERAL

Series: Sign EVO
Partner: Prolicht
Division: Architectural
Installation: Suspension
Product Type: Pendant
Mounting Location: Ceiling
Light Distribution: Direct / Indirect

#### PHYSICAL

Shape: Round
Diameter (mm): 395
Diameter (in): 15 1/2
Height (mm): 82
Height (in): 3 1/4
Weight (kg): 4.2
Diffuser: <a href="#">PMMA - Opal</a> / <a href="#">Microprism</a> / <a href="#">Clear Microprism</a>
Fixture Finish: <a href="#">SSR</a> / <a href="#">BKV</a> / <a href="#">CWI</a> / <a href="#">CRY</a> / <a href="#">HAB</a> / <a href="#">UFT</a> / <a href="#">ITA</a> / <a href="#">RUA</a> / <a href="#">FTG</a> / <a href="#">MYG</a> / <a href="#">LOD</a> / <a href="#">PUS</a> / <a href="#">FRO</a> / <a href="#">FUP</a> / <a href="#">KIA</a> / <a href="#">POP</a> / <a href="#">BLS</a> / <a href="#">SPG</a> / <a href="#">MEY</a> / <a href="#">GOH</a> / <a href="#">CHC</a> / <a href="#">COM</a> / <a href="#">ABZ</a> / <a href="#">JAG</a> / <a href="#">OBR</a> / <a href="#">MOS</a> / <a href="#">ROR</a>
Fixture Material: <a href="#">PMMA</a> / <a href="#">Extruded Aluminum</a> / <a href="#">Steel</a>
Cable Details: <a href="#">2000mm</a> or <a href="#">6000mm</a> <a href="#">Transparent Cable</a>

#### ELECTRICAL

Lamp Type: LED (Zhaga Standard)
Input Wattage (W): 14.6
Total Output Wattage (W): 13.7
Dimming: Non-Dimmable
Driver Included: Yes
Driver Location: Integrated
Driver Type: Constant Current - Universal
Driver Class: Class 2
Input Voltage (V): 120

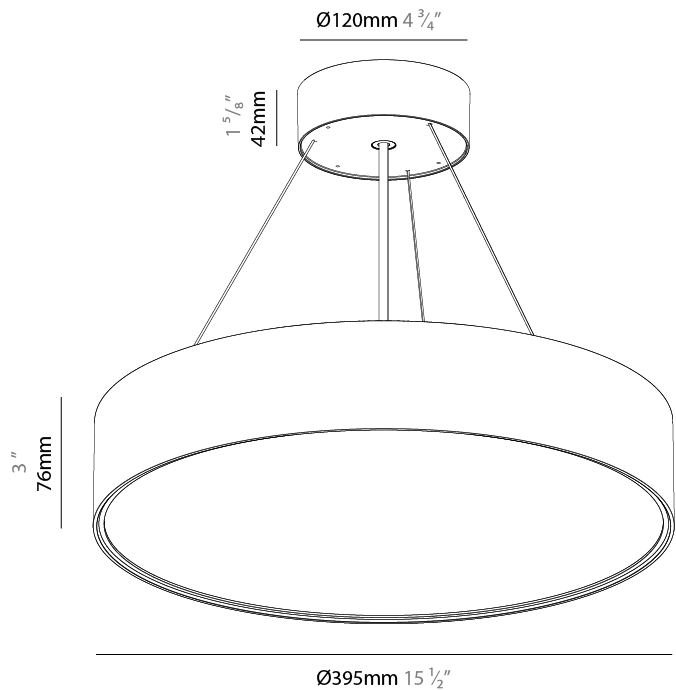
#### LED

Color Temperature (°K): <a href="#">2700</a> / <a href="#">3000</a> / <a href="#">3500</a> / <a href="#">4000</a>
Max. Delivered Lumen (lm): Max 2280 (1616 Dir / 664 Ind)
Nominal Lumen (lm): Max 2632
CRI: >90 CRI
Lamp Life (hrs): 50000

#### OPTICAL

#### RATINGS AND CERTIFICATIONS

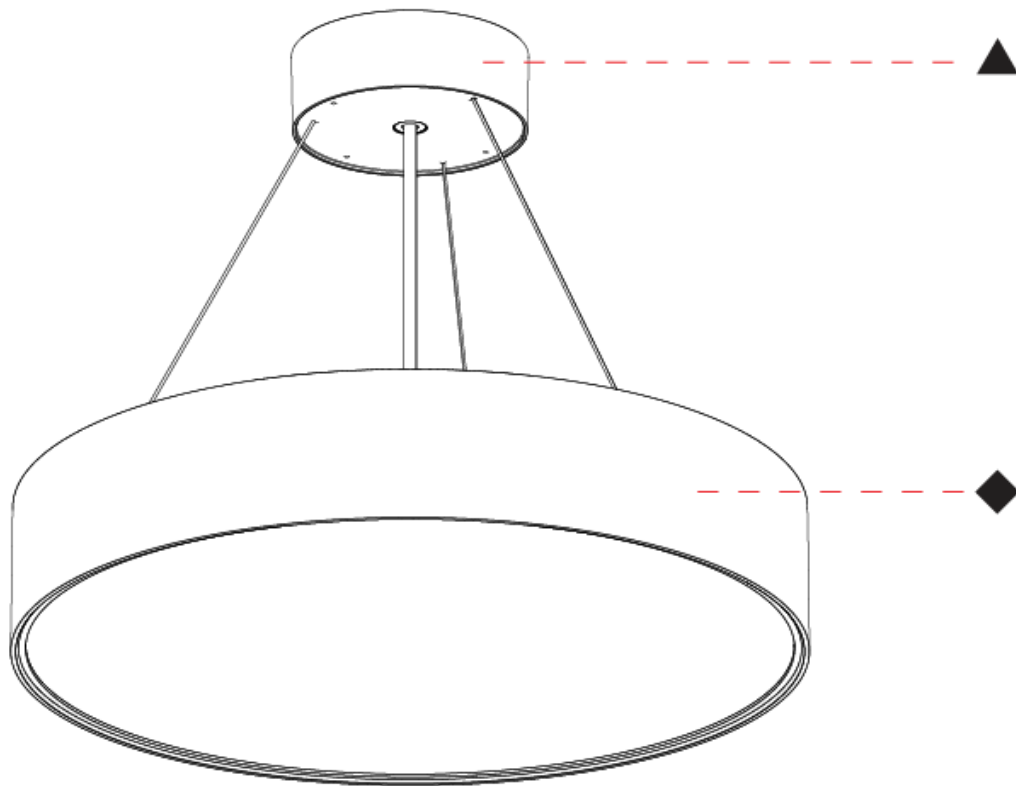
Certified By: Certified for North American Standards
IP rating: IP40
Glare Rating: ≤ 19



## SIGN EVO SUSPENSION

A3001102-HE-

PROJECT	_____
TYPE	_____
SPECIFIER	_____
QUANTITY	_____
DATE	_____



A

## SIGN EVO SUSPENSION

### A3001103-HE-

base number      Color Temperature      Finishes (Diamond)      Finishes (Triangle)      Diffuser Options      Cable Length

- To build a product code in our configurator select the specify button on the base model # product page
- To build a manual product code on this datasheet choose from the options listed below in blue font and add the suffix to the base model #

#### GENERAL

Series: Sign EVO  
 Partner: Prolicht  
 Division: Architectural  
 Installation: Suspension  
 Product Type: Pendant  
 Mounting Location: Ceiling  
 Light Distribution: Direct / Indirect

#### PHYSICAL

Shape: Round  
 Diameter (mm): 570  
 Diameter (in): 22 7/16  
 Height (mm): 82  
 Height (in): 3 1/4  
 Weight (kg): 6.5  
 Diffuser: [PMMA - Opal / Microprism / Clear Microprism](#)  
 Fixture Finish: [SSR / BKV / CWI / CRY / HAB / UFT / ITA / RUA / FTG / MYG / LOD / PUS / FRO / FUP / KIA / POP / BLS / SPG / MEY / GOH / CHC / COM / ABZ / JAG / OBR / MOS / ROR](#)  
 Fixture Material: [PMMA / Extruded Aluminum / Steel](#)  
 Cable Details: [2000mm or 6000mm Transparent Cable](#)

#### ELECTRICAL

Lamp Type: LED (Zhaga Standard)  
 Input Wattage (W): 34.4  
 Total Output Wattage (W): 30.9  
 Dimming: Non-Dimmable  
 Driver Included: Yes  
 Driver Location: Integrated  
 Driver Type: Constant Current - Universal  
 Driver Class: Class 2  
 Input Voltage (V): 120

#### LED

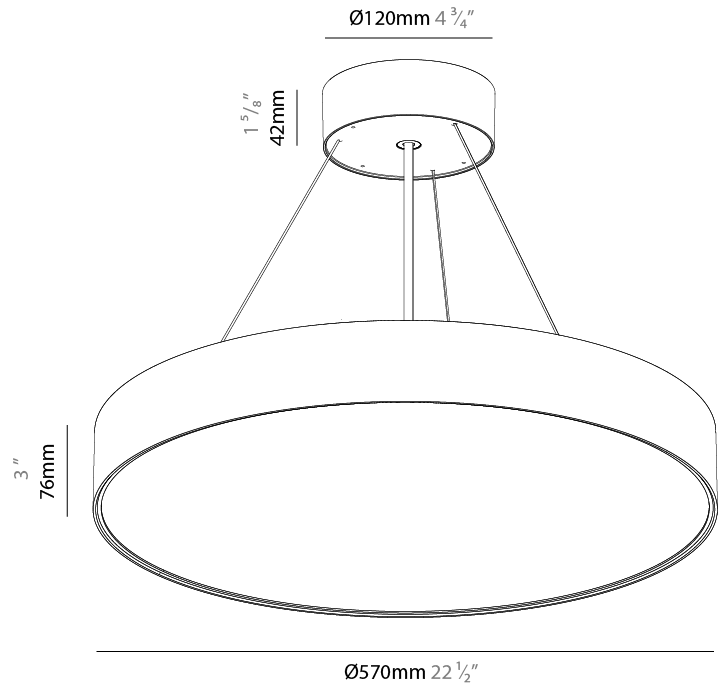
Color Temperature (°K): [2700 / 3000 / 3500 / 4000](#)  
 Max. Delivered Lumen (lm): Max 5440 (3302 Dir / 2137 Ind)  
 Nominal Lumen (lm): Mxa 6264  
 CRI: >90 CRI  
 Lamp Life (hrs): 50000

#### OPTICAL

#### RATINGS AND CERTIFICATIONS

Certified By: Certified for North American Standards  
 IP rating: IP40  
 Glare Rating: ≤ 19

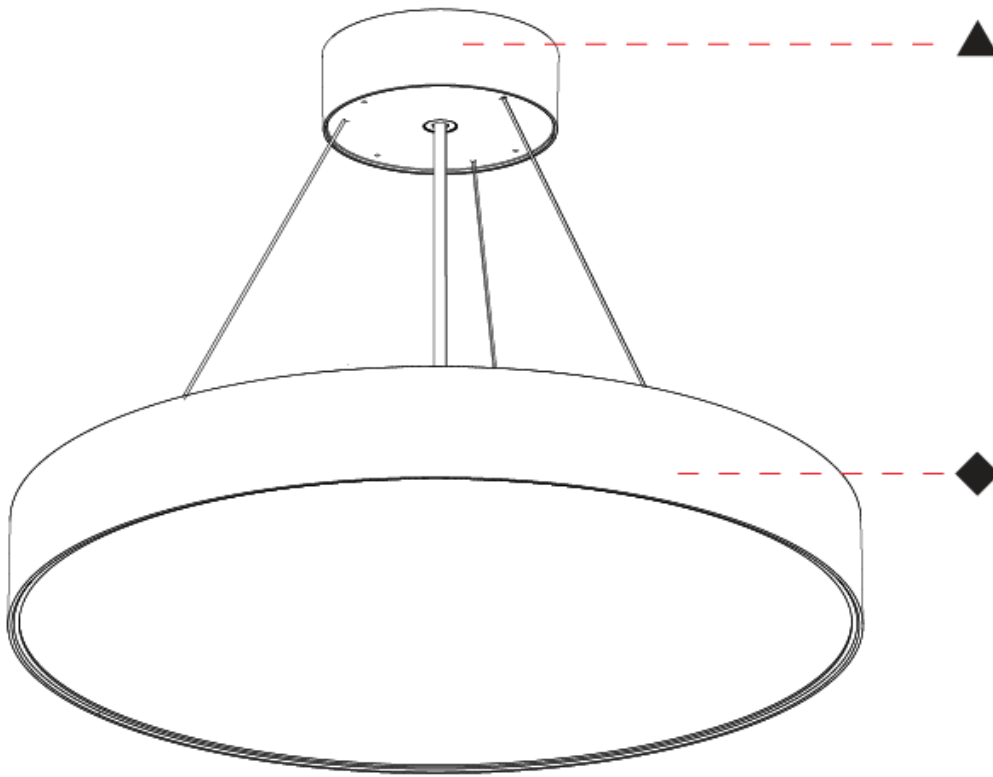
PROJECT
TYPE
SPECIFIER
QUANTITY
DATE



## SIGN EVO SUSPENSION

A3001103-HE-

PROJECT	_____
TYPE	_____
SPECIFIER	_____
QUANTITY	_____
DATE	_____



A

PROJECT	_____
TYPE	_____
SPECIFIER	_____
QUANTITY	_____
DATE	_____

## SIGN EVO SUSPENSION

### A3001104-

base number	LED Dimming	Color Temperature	Finishes (Diamond)	Finishes (Triangle)	Diffuser Options	Cable Length
-------------	-------------	-------------------	--------------------	---------------------	------------------	--------------

- To build a product code in our configurator select the specify button on the base model # product page
- To build a manual product code on this datasheet choose from the options listed below in blue font and add the suffix to the base model #

#### GENERAL

Series: Sign EVO  
 Partner: Prolicht  
 Division: Architectural  
 Installation: Suspension  
 Product Type: Pendant  
 Mounting Location: Ceiling  
 Light Distribution: Direct / Indirect

#### PHYSICAL

Shape: Round  
 Diameter (mm): 850  
 Diameter (in): 33 7/16  
 Height (mm): 82  
 Height (in): 3 1/4  
 Weight (kg): 8.8  
 Diffuser: [PMMA - Opal](#) / [Microprism](#) / [Clear Microprism](#)  
 Fixture Finish: [SSR / BKV / CWI / CRY / HAB / UFT / ITA / RUA / FTG / MYG / LOD / PUS / FRO / FUP / KIA / POP / BLS / SPG / MEY / GOH / CHC / COM / ABZ / JAG / OBR / MOS / ROR](#)  
 Fixture Material: [PMMA](#) / [Extruded Aluminum](#) / [Steel](#)  
 Cable Details: [2000mm](#) or [6000mm](#) [Transparent Cable](#)

#### ELECTRICAL

Lamp Type: LED (Zhaga Standard)  
 Input Wattage (W): 125.3  
 Total Output Wattage (W): 113.6  
 Dimming: [Non-Dimmable](#)  
 Driver Included: Yes  
 Driver Location: Integrated  
 Driver Type: Constant Current - Universal  
 Driver Class: Class 2  
 Input Voltage (V): 120

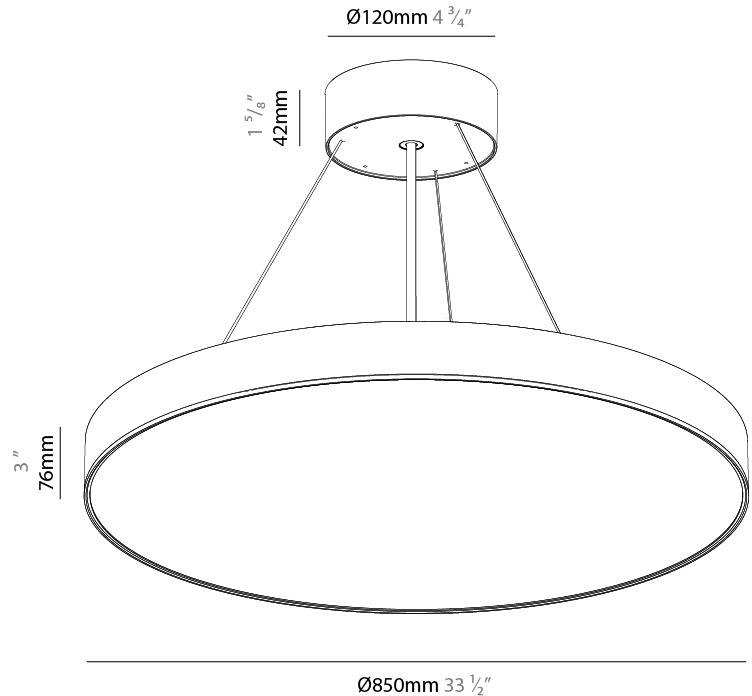
#### LED

Color Temperature (°K): [2700](#) / [3000](#) / [3500](#) / [4000](#)  
 Max. Delivered Lumen (lm): Max 19899 (14543 Dir / 5357 Ind)  
 Nominal Lumen (lm): Max 22424  
 CRI: >90 CRI  
 Lamp Life (hrs): 50000

#### OPTICAL

#### RATINGS AND CERTIFICATIONS

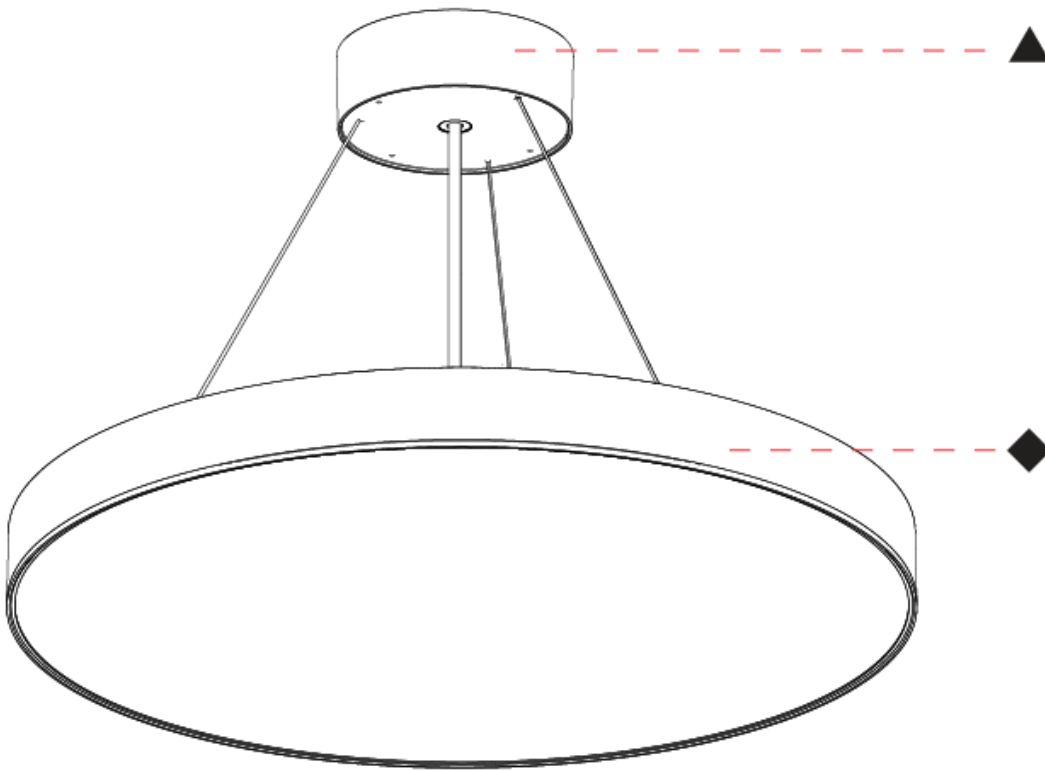
Certified By: Certified for North American Standards  
 IP rating: IP40



## SIGN EVO SUSPENSION

A3001104-

PROJECT	_____
TYPE	_____
SPECIFIER	_____
QUANTITY	_____
DATE	_____



A

PROJECT	_____
TYPE	_____
SPECIFIER	_____
QUANTITY	_____
DATE	_____

## SIGN EVO SUSPENSION

### A3001104-HE-

base number	Color Temperature	Finishes (Diamond)	Finishes (Triangle)	Diffuser Options	Cable Length
-------------	----------------------	-----------------------	------------------------	---------------------	-----------------

- To build a product code in our configurator select the specify button on the base model # product page
- To build a manual product code on this datasheet choose from the options listed below in blue font and add the suffix to the base model #

#### GENERAL

Series: Sign EVO
Partner: Prolicht
Division: Architectural
Installation: Suspension
Product Type: Pendant
Mounting Location: Ceiling
Light Distribution: Direct / Indirect

#### PHYSICAL

Shape: Round
Diameter (mm): 850
Diameter (in): 33 7/16
Height (mm): 82
Height (in): 3 1/4
Weight (kg): 8.8
Diffuser: <a href="#">PMMA - Opal</a> / <a href="#">Microprism</a> / <a href="#">Clear Microprism</a>
Fixture Finish: <a href="#">SSR / BKV / CWI / CRY / HAB / UFT / ITA / RUA / FTG / MYG / LOD / PUS / FRO / FUP / KIA / POP / BLS / SPG / MEY / GOH / CHC / COM / ABZ / JAG / OBR / MOS / ROR</a>
Fixture Material: <a href="#">PMMA</a> / <a href="#">Extruded Aluminum</a> / <a href="#">Steel</a>
Cable Details: <a href="#">2000mm</a> or <a href="#">6000mm</a> <a href="#">Transparent Cable</a>

#### ELECTRICAL

Lamp Type: LED (Zhaga Standard)
Input Wattage (W): 77.4
Total Output Wattage (W): 70
Dimming: Non-Dimmable
Driver Included: Yes
Driver Location: Integrated
Driver Type: Constant Current - Universal
Driver Class: Class 2
Input Voltage (V): 120

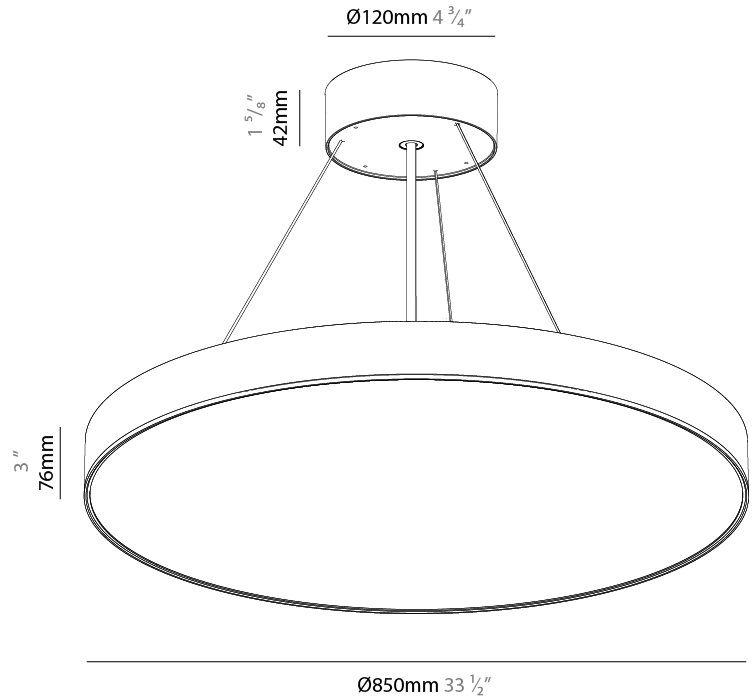
#### LED

Color Temperature (°K): <a href="#">2700</a> / <a href="#">3000</a> / <a href="#">3500</a> / <a href="#">4000</a>
Max. Delivered Lumen (lm): Max 12398 (7842 Dir / 4556 Ind)
Nominal Lumen (lm): Max 14042
CRI: >90 CRI
Lamp Life (hrs): 50000

#### OPTICAL

#### RATINGS AND CERTIFICATIONS

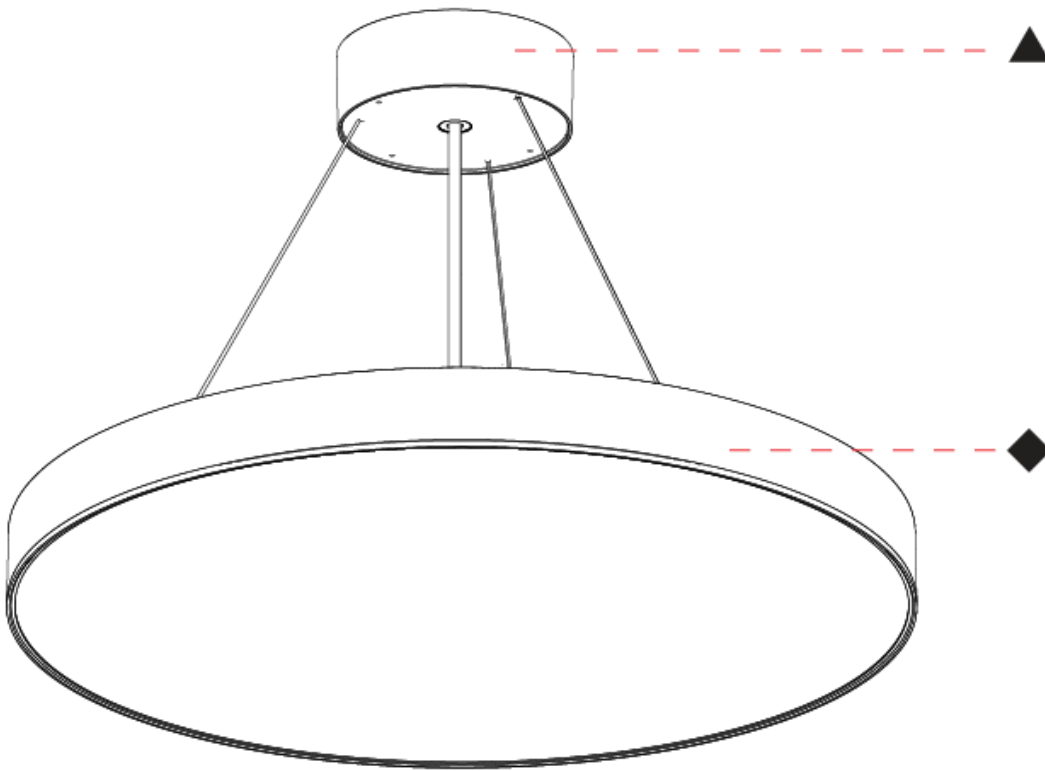
Certified By: Certified for North American Standards
IP rating: IP40
Glare Rating: ≤ 19



## SIGN EVO SUSPENSION

A3001104-HE-

PROJECT	_____
TYPE	_____
SPECIFIER	_____
QUANTITY	_____
DATE	_____



A

PROJECT
TYPE
SPECIFIER
QUANTITY
DATE

## SIGN EVO SURFACE

### A3D405-HE-

base number      Color      Finishes      Finishes      Diffuser  
 Temperature      (Diamond)      (Triangle)      Options

- To build a product code in our configurator select the specify button on the base model # product page
- To build a manual product code on this datasheet choose from the options listed below in blue font and add the suffix to the base model #

#### GENERAL

Series: Sign EVO  
 Partner: Prolicht  
 Division: Architectural  
 Installation: Surface  
 Product Type: Ceiling Surface  
 Mounting Location: Ceiling  
 Light Distribution: Direct

#### PHYSICAL

Shape: Round  
 Diameter (mm): 395  
 Diameter (in): 15 1/2  
 Height (mm): 82  
 Height (in): 3 1/4  
 Weight (kg): 4.2  
 Diffuser: [PMMA - Opal](#) / [Microprism](#) / [Clear Microprism](#)  
 Fixture Finish: [SSR / BKV / CWI / CRY / HAB / UFT / ITA / RUA / FTG / MYG / LOD / PUS / FRO / FUP / KIA / POP / BLS / SPG / MEY / GOH / CHC / COM / ABZ / JAG / OBR / MOS / ROR](#)  
 Fixture Material: [PMMA](#) / [Extruded Aluminum](#) / [Steel](#)

#### ELECTRICAL

Lamp Type: LED (Zhaga Standard)  
 Input Wattage (W): 10.3  
 Total Output Wattage (W): 9.1  
 Dimming: Non-Dimmable  
 Driver Included: Yes  
 Driver Location: Integrated  
 Driver Type: Constant Current - Universal  
 Driver Class: Class 2  
 Input Voltage (V): 120  
 Constant Current (MA): 700mA

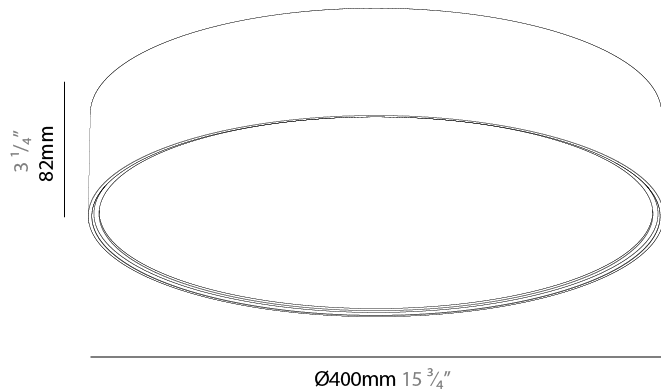
#### LED

Color Temperature (°K): [2700](#) / [3000](#) / [3500](#) / [4000](#)  
 Max. Delivered Lumen (lm): Max 1616  
 Nominal Lumen (lm): Max 1868  
 CRI: >90 CRI  
 Lamp Life (hrs): 50000

#### OPTICAL

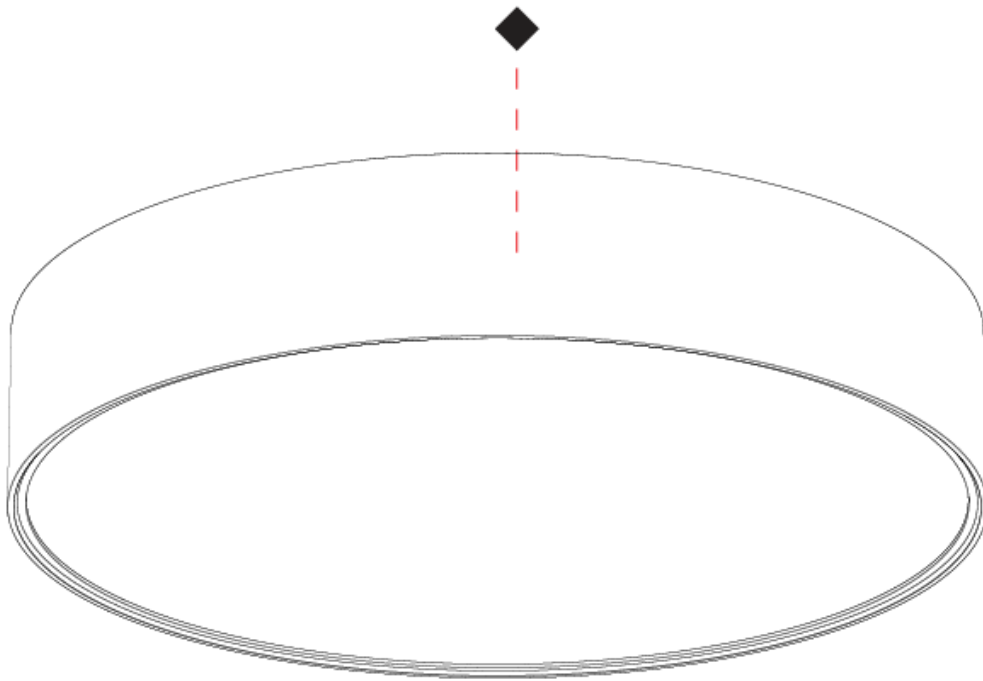
#### RATINGS AND CERTIFICATIONS

Certified By: Certified for North American Standards  
 IP rating: IP40  
 Glare Rating: ≤ 19



A3D405-HE-

PROJECT	_____
TYPE	_____
SPECIFIER	_____
QUANTITY	_____
DATE	_____



PROJECT
TYPE
SPECIFIER
QUANTITY
DATE

## SIGN EVO SURFACE

### A3D406-HE-

base number      Color Temperature      Finishes (Diamond)      Finishes (Triangle)      Diffuser Options

- To build a product code in our configurator select the specify button on the base model # product page
- To build a manual product code on this datasheet choose from the options listed below in blue font and add the suffix to the base model #

#### GENERAL

Series: Sign EVO  
 Partner: Prolicht  
 Division: Architectural  
 Installation: Surface  
 Product Type: Ceiling Surface  
 Mounting Location: Ceiling  
 Light Distribution: Direct

#### PHYSICAL

Shape: Round  
 Diameter (mm): 570  
 Diameter (in): 22 7/16  
 Height (mm): 82  
 Height (in): 3 1/4  
 Weight (kg): 6.5  
 Diffuser: [PMMA - Opal](#) / [Microprism](#) / [Clear Microprism](#)  
 Fixture Finish: [SSR / BKV / CWI / CRY / HAB / UFT / ITA / RUA / FTG / MYG / LOD / PUS / FRO / FUP / KIA / POP / BLS / SPG / MEY / GOH / CHC / COM / ABZ / JAG / OBR / MOS / ROR](#)  
 Fixture Material: [PMMA](#) / [Extruded Aluminum](#) / [Steel](#)

#### ELECTRICAL

Lamp Type: LED (Zhaga Standard)  
 Input Wattage (W): 20.6  
 Total Output Wattage (W): 19.1  
 Dimming: Non-Dimmable  
 Driver Included: Yes  
 Driver Location: Integrated  
 Driver Type: Constant Current - Universal  
 Driver Class: Class 2  
 Input Voltage (V): 120

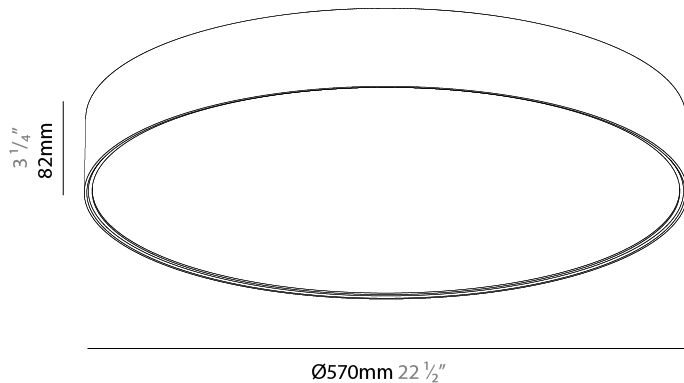
#### LED

Color Temperature (°K): [2700](#) / [3000](#) / [3500](#) / [4000](#)  
 Max. Delivered Lumen (lm): Max 3302  
 Nominal Lumen (lm): Mxa 3763  
 CRI: >90 CRI  
 Lamp Life (hrs): 50000

#### OPTICAL

#### RATINGS AND CERTIFICATIONS

Certified By: Certified for North American Standards  
 IP rating: IP40  
 Glare Rating: ≤ 19



A3D406-HE-

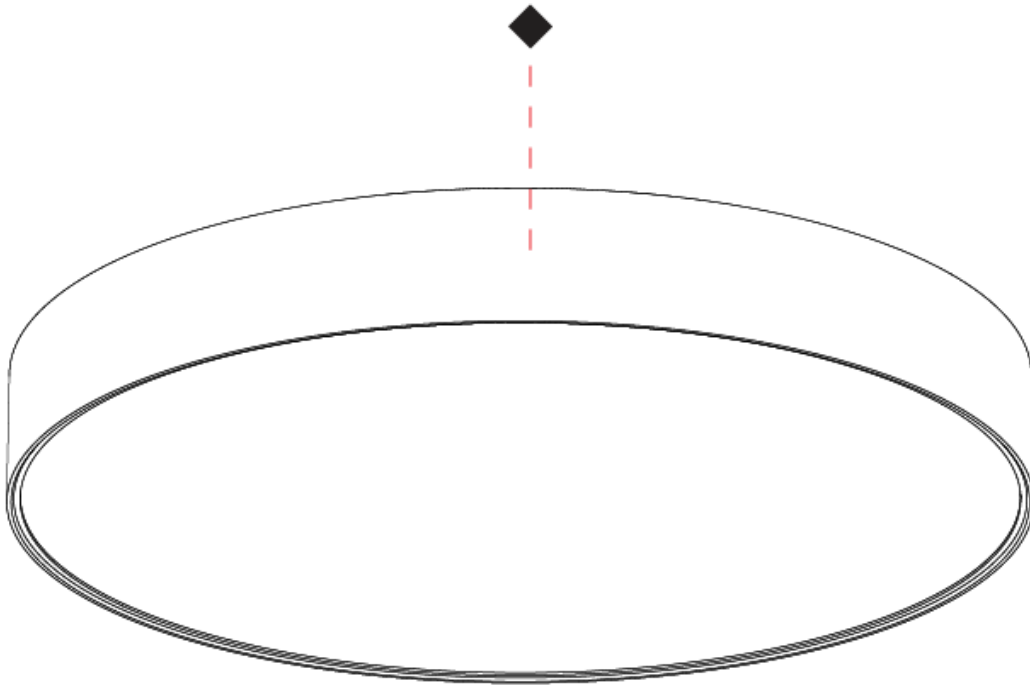
PROJECT

TYPE

SPECIFIER

QUANTITY

DATE



PROJECT
TYPE
SPECIFIER
QUANTITY
DATE

## SIGN EVO SURFACE

### A3D407-HE-

base number      Color Temperature      Finishes (Diamond)      Finishes (Triangle)      Diffuser Options

- To build a product code in our configurator select the specify button on the base model # product page
- To build a manual product code on this datasheet choose from the options listed below in blue font and add the suffix to the base model #

#### GENERAL

Series: Sign EVO  
 Partner: Prolicht  
 Division: Architectural  
 Installation: Surface  
 Product Type: Ceiling Surface  
 Mounting Location: Ceiling  
 Light Distribution: Direct

#### PHYSICAL

Shape: Round  
 Diameter (mm): 850  
 Diameter (in): 33 <sup>7</sup>/<sub>16</sub>  
 Height (mm): 82  
 Height (in): 3 <sup>1</sup>/<sub>4</sub>  
 Weight (kg): 8.8  
 Diffuser: [PMMA - Opal](#) / [Microprism](#) / [Clear Microprism](#)  
 Fixture Finish: [SSR / BKV / CWI / CRY / HAB / UFT / ITA / RUA / FTG / MYG / LOD / PUS / FRO / FUP / KIA / POP / BLS / SPG / MEY / GOH / CHC / COM / ABZ / JAG / OBR / MOS / ROR](#)  
 Fixture Material: [PMMA](#) / [Extruded Aluminum](#) / [Steel](#)

#### ELECTRICAL

Lamp Type: LED (Zhaga Standard)  
 Input Wattage (W): 47.2  
 Total Output Wattage (W): 42.7  
 Dimming: Non-Dimmable  
 Driver Included: Yes  
 Driver Location: Integrated  
 Driver Type: Constant Current - Universal  
 Driver Class: Class 2  
 Input Voltage (V): 120

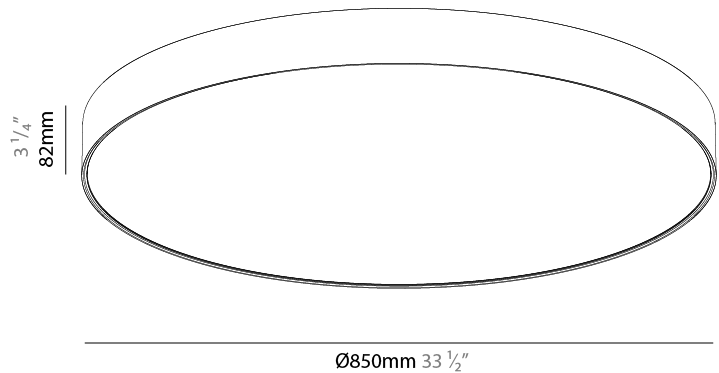
#### LED

Color Temperature (°K): [2700](#) / [3000](#) / [3500](#) / [4000](#)  
 Max. Delivered Lumen (lm): Max 7842  
 Nominal Lumen (lm): Max 8712  
 CRI: >90 CRI  
 Lamp Life (hrs): 50000

#### OPTICAL

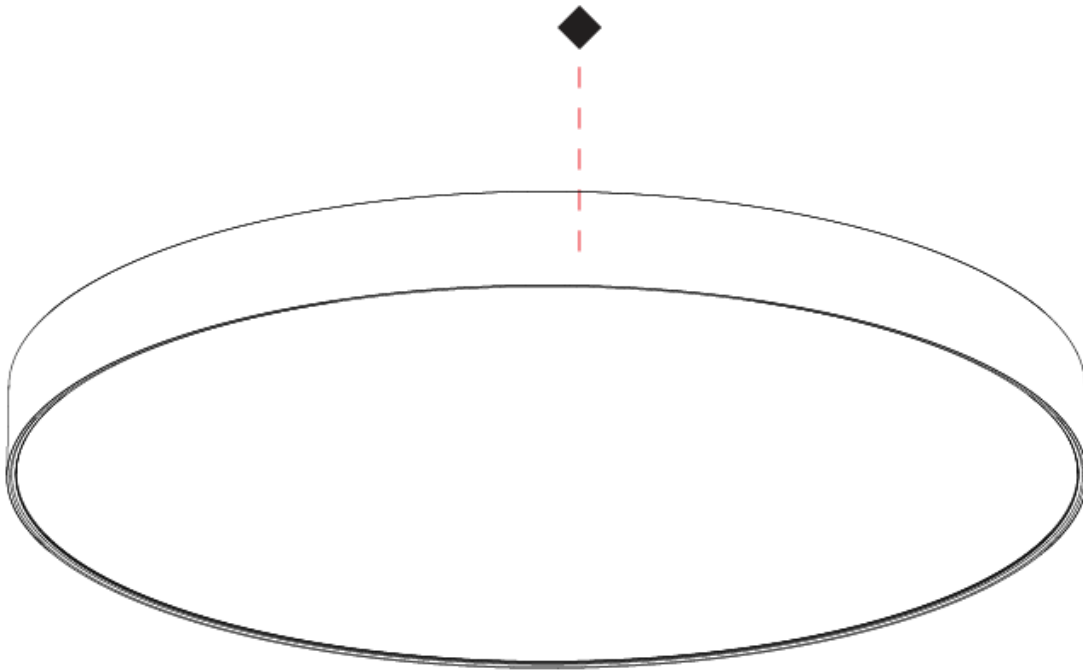
#### RATINGS AND CERTIFICATIONS

Certified By: Certified for North American Standards  
 IP rating: IP40  
 Glare Rating: ≤ 19



A3D407-HE-

PROJECT	_____
TYPE	_____
SPECIFIER	_____
QUANTITY	_____
DATE	_____



## SIGN EVO

### COLOR FINISH CHART

PROJECT \_\_\_\_\_

TYPE \_\_\_\_\_


SPECIFIER \_\_\_\_\_

QUANTITY \_\_\_\_\_

DATE \_\_\_\_\_

#### Fixture Finish

Sparkling Silver - 01 (SSR)



Black Velvet - 02 (BKV)



Crystal White - 03 (CWI)



Creamy - 04 (CRY)




Hampton Bay - 05 (HAB)



Urban Forest - 07 (UFT)



In the Army - 08 (ITA)




Rusty Angel - 09 (RUA)




Fade to Gray - 12 (FTG)



Mysterious Gray - 13 (MYG)




Lost Dream - 15 (LOD)



Purple Sky - 16 (PUS)



Fresh Oh - 17 (FRO)




Funky P. - 18 (FUP)



Kissing Aphrodite - 19 (KIA)




Poseidon's Paradise - 20 (POP)



Blue Sky - 21 (BLS)



Spring Green - 22 (SPG)



Mellow Yellow - 23 (MEY)



Golden Heart - 24 (GOH)



Champagne Cream - 26 (CHC)



Copper Mine - 27 (COM)




Ancient Bronze - 28 (ABZ)




Jazz Gold - 29 (JAG)



Olive Breeze - 30 (OBR)



Moonlight Silver - 31 (MOS)



Rosewood Red - 32 (ROR)



**Digital:** Not all screens are calibrated the same, and therefore, colors will appear differently between screens.

**Physical:** When texture is involved, there will be variations in color, character and tone within a product series and between product families.

**Champagne Cream, Copper Mine, Ancient Bronze + Jazz Gold:** These finishes have slight fading from specific powder coating production. Each luminaire will slightly vary.



### LEGEND

 floor-mounted	 pivotable	 special LED (upon request) RGB, RGBW, tunable, gold+, meat+, art+, fashion+
 wall and ceiling: recessed and surface mounted	 rotating	 warm dim / natural dimming LED
 ceiling-mounted and wall-mounted	 illuminate tilted	 rechargeable battery powered
 wall-mounted	 color of suspension cable	 fixture with natural vivid LED (upon request)
 omni-directional light distribution	 length of suspension cable	 color rendering index
 direct light distribution	 reflector degree selection	 color temperature
 direct/indirect light distribution	 super spot	 lumen (luminous flux)
 indirect light distribution	 lens	 efficacy (lumens per watt)
 asymmetric light distribution	 lens pack	 Unified Glare Rating (UGR) range from 5-40
 aura light distribution	 shine ring	 marine grade (AISI 316 stainless steel)
 round wall or ceiling cut-out	 integrated shine ring with diffuser	 walk on
 square wall or ceiling cut-out	 free individual colors 01-29	 drive on
 the supplied jig specifies the cutout dimensions	 individual colors: 00 (free of charge), 01-25 (extra charge)	 Dark Sky Compliance
 minimum distance (meters) lamp - object	 luminaire part to be colored (F1)	 Americans with Disabilities Act (less than 4" off the wall located between 27"-84" from floor)
 recessed depth	 luminaire part to be colored (F2)	 lamp protected against explosion
 ceiling thickness in mm	 luminaire part to be colored (F3)	 blown glass using traditional methods by master glass blower
 ceiling thickness selection	 luminaire part to be colored (F4)	 acoustic material
 dimmable DP (phase), DV (0-10V), DD (dali), DS (step-dim)	 luminaire part to be colored (F5)	 protection class I, protection insulation
 included or excluded LED driver/transformer/control gear	 color of 3-circuit adaptor	 protection class II, protection insulation
 separately switchable	 indirect diffuser	 ETL Certified to UL and CSA Standards
 sensor	 direct diffuser	 UL Certified to UL and CSA Standards
 remote control	 ball-proof (upon request)	 CSA Certified to UL and CSA Standards
 available upon request	 accessory	 Certified for North American Standards

### IP RATING

 IP20	protected against ingress of solid bodies greater than 12.5mm (finger)
 IP33	protected against ingress of solid bodies greater than 2.5mm protected against sprays of water up to 60 degrees from the vertical (rain)
 IP40	protected against ingress of solid bodies greater than 1mm (wire) no protection against the ingress of moisture
 IP43	protected against ingress of solid bodies greater than 1mm (wire) protected against sprays of water up to 60 degrees from the vertical (rain)
 IP44	protected against ingress of solid bodies greater than 1mm (wire) protected against water splashed from all directions
 IP54	protected against limited ingress of dust (wet rooms/covered outdoor areas) protected against water splashed from all directions
 IP65	protected against ingress of dust protected against jets of water
 IP66	protected against ingress of dust protected against powerful jets of water or heavy seas
 IP67	protected against ingress of dust protected against immersion of water between 15cm - 1m for 30 minutes
 IP68	protected against ingress of dust protected against immersion of water under pressure for long periods

### IK RATING

 IK01	protected against 0.14 joules impact (equivalent to 0.25kg mass dropped from 56mm above the surface)
 IK02	protected against 0.2 joules impact (equivalent to 0.25kg mass dropped from 80mm above the surface)
 IK03	protected against 0.35 joules impact (equivalent to 0.25kg mass dropped from 140mm above the surface)
 IK04	protected against 0.5 joules impact (equivalent to 0.25kg mass dropped from 200mm above the surface)
 IK05	protected against 0.7 joules impact (equivalent to 0.25kg mass dropped from 280mm above the surface)
 IK06	protected against 1 joules impact (equivalent to 0.25kg mass dropped from 400mm above the surface)
 IK07	protected against 2 joules impact (equivalent to 0.5kg mass dropped from 400mm above the surface)
 IK08	protected against 5 joules impact (equivalent to 1.7kg mass dropped from 300mm above the surface)
 IK09	protected against 10 joules impact (equivalent to 5.0kg mass dropped from 200mm above the surface)
 IK10	protected against 20 joules impact (equivalent to 5.0kg mass dropped from 400mm above the surface)